

FlowScout® OLS8 Optical Light Source

**5 YEAR
WARRANTY**

Features

- Large color touchscreen with icon-driven user interface
- Rugged, dependable, and backed by industry-best 5-year warranty
- Wave ID generation for reduced test time and user errors
- Field-replaceable connector adapters for maximum flexibility
- AFL's FlexReporter™ Test Results Manager integration (via OPM8)

Applications

- Enterprise LAN and Data Center fiber networks
- FTTH PON networks
- High power broadband and DWDM systems testing
- Multimode and single-mode fiber networks



AFL's FlowScout OLS8 optical light source represents the next generation of smart optical light sources. Built on the legacy of AFL/Noyes OLS series optical light sources, the FlowScout OLS8 provides a stable and accurate light source for use in enterprise LAN, data center, PON, and broadband networks.

Intuitive operation: With a simple-to-use color touchscreen interface, fiber technicians can quickly set-up, test, validate, and document installed fiber plant, as well as perform troubleshooting as needed.

Wave ID for reduced test time and errors: In the Wave ID mode, the OLS8 encodes each wavelength with a unique Wave ID code. When used with a Wave ID capable power meter, such as OPM8, the pair can test up to three wavelengths simultaneously reducing test time and eliminating wavelength-setting errors. The light source also offers CW mode (continuous output - no encoding) and supports test Tone generation (270 Hz, 330 Hz, 1 kHz, 2 kHz) to assist in troubleshooting.

Flexible reporting: When used in conjunction with AFL's FlowScout OPM8 power meter, test results may be transferred to a PC running FlexReports PC software. Illuminate your network and report in real-time using AFL's FlowScout OLS8!

FlowScout® OLS8 Optical Light Source

Product Highlights



Icon-driven Interface



**Comprehensive Reporting
(With OPM)**



Handheld



Battery Operated



**USB Power Port /
Software Upgrades**

Field-replaceable output adapter

Field-replaceable output adapters enable access for inspection and cleaning of optical ports and supports multiple connector styles.

Large color display

Large color touchscreen, visible in direct sunlight, displays a simple to use user interface.

Clear test parameter setup

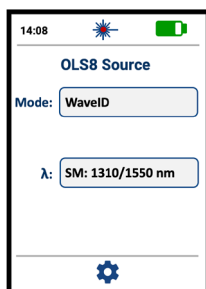
Intuitive, quick, and simple set-up for seamless testing, validation, and reporting.

Durable design for field use

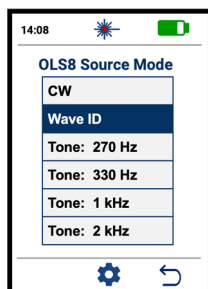
Rugged design backed by industry-best 5-year warranty.



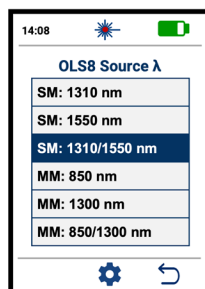
User Interface Highlights



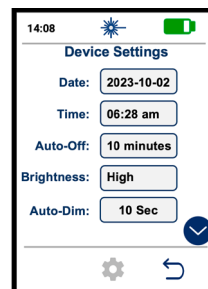
Clear Home Screen



Select Source Mode



Select Wavelength



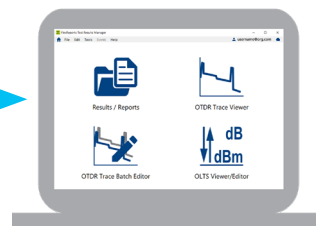
General Settings



OLS8



OPM8



FlexReporter™ Suite

Test Results Transfer to FlexReports PC Software

FlowScout® OLS8 Optical Light Source

Specifications (a), (b)

Optical									
Model	OLS8-QUAD (MM Optical Port)		OLS8-QUAD (SM Optical Port)		OLS8-SM (Single Port)		OLS8-XGS (Single Port)		
Wavelength	850 ±30 nm	1300 ±20 nm	1310 ±20 nm	1550 ±20 nm	1310 ±20 nm	1550 ±20 nm	1310 ±20 nm	1550 ±20 nm	1490 ±20 nm
Spectral Width	45 nm (typ.)	120 nm (typ.)	5 nm (max)						
Emitter Type	LED		Laser						
Safety Class	Class I FDA 21 CFR 1040.10 and 1040.11, IEC 60825-1: 2007-03								
Output Power	≥-22 dBm, 50 μm multimode		-1 dBm, 9 μm single-mode						
Output Stability	±0.1 dB over 8 hours (after 5 minutes warm-up)		±0.05 dB over 1 hour (after 15 minutes warm-up) ^(e) ±0.1 dB over 8 hours (after 15 minutes warm-up)						
Tone Output	270 Hz, 330 Hz, 1 kHz, 2 kHz								
Wave ID	Supports AFL Wave ID								
General									
Available Adapters	SC FC, ST, LC								
Power	120/240 VAC input; 5VDC @2A output to USB-C								
Battery	User replaceable Li-Pol; IEC 62133-2:2017 and UN38.3 certified								
Operating Time (typical) ^(c)	10 hours continuous use								
Recharge Time ^(d)	≤3 hours								
Data Interfaces	USB-C								
Operating Temperature	-10 °C to +50 °C, 95% RH (non-condensing)								
Storage Temperature	-30 °C to +60 °C, 95% RH (non-condensing)								
IP Rating	IP54								
Shock & Vibration	Withstands 1 m drop test on all 6 sides								
Data Storage	Non-volatile memory for field-updateable software and results storage								
Display	3.5 in. color backlit LCD; capacitive touchscreen; 320 X 480 pixels								
Size (H x W x D)	14.0 x 8.1 x 3.3 cm (5.5 x 3.2 x 1.3 in)								
Weight	≤300 g (≤0.66 lb)								
Calibration	N.I.S.T. traceable; ≥ 3 years between required re-calibration								
Warranty	5 years								

Notes:

- a. All specifications valid at 25°C unless otherwise specified.
- b. All OLS models are equipped with SC/UPC port as standard.
- c. Operating conditions: 60 tests in 20 minutes, then auto-off; repeat each hour. Display backlight at minimum brightness.
- d. Charging time data is provided for USB-C 2A charger.
- e. OLS8-Quad output stability specs when using APC connectors.

FlowScout® OLS8 Optical Light Source

Ordering Information

AFL NO.	Emitter Type	Output Ports	Output Wavelengths (nm)				
			850	1300	1310	1490	1550
OLS8-SM DUAL	Laser	1			◆		◆
OLS8-QUAD	LED + Laser	2	◆	◆	◆		◆
OLS8-SM XGS	Laser	1			◆	◆	◆

All OLS8 models include protective rubber boot, SC/UPC adapter, rechargeable Li-Pol battery, carry case and data + power cord. Test jumpers and connector adapters are required for operation (purchased separately). Test jumpers with a variety of connector styles and fiber types and adapter caps for most common connectors may be purchased from AFL.

AFL NO.	Description
OLS8-SL2-BAS	FlowScout OLS8-SM DUAL (1310/1550 nm) Basic Kit. Includes: FlowScout OLS8-SM DUAL light source, AC charger and power cable, quick reference guide, and soft carry case.
OLS8-SL4-BAS	FlowScout OLS8-QUAD (850/1300/1310/1550 nm) Basic Kit. Includes: FlowScout OLS8-QUAD light source, AC charger and power cable, quick reference guide, and soft carry case.
OLS8-SL7-BAS	FlowScout OLS8-SM XGS (1310/1490/1550 nm) Basic Kit. Includes FlowScout OLS8-SM XGS light source, AC charger and power cable, quick reference guide, and soft carry case.

Connector Adapters

AFL NO.	Description
2900-63-0007MR	SC/UPC Adapter for FlowScout OLS8
2900-63-0008MR	LC/UPC Adapter for FlowScout OLS8
2900-63-0009MR	ST/UPC Adapter for FlowScout OLS8
2900-63-0010MR	FC/UPC Adapter for FlowScout OLS8

Recommended Products



FlowScout OPM8 Optical Power Meter

- Rapid pass/fail analysis based on user-set limits
- Wave ID functionality for accuracy and reduced test time
- Internal test results storage
- Test results transfer via USB, Bluetooth, and free FlexApp
- Reports generation using AFL's FlexReporter™



OFI-BIPM Optical Fiber Identifier

- World-class signal sensitivity
- Trigger lock, positive stop for optimum detection
- Integrated optical power meter option

FlowScout® OLS8 Optical Light Source

Qualifications

Category	Regulation/Standard	Qualification
CE Marking	EU	Compliant to relevant EU Directives on health, safety, and environmental protection, and certified with CE marking
UKCA Marking	UK	Compliant to relevant UK Directives on health, safety, and environmental protection, and certified with the UKCA marking
Safety/EMC/EMI	IEC	Compliant to IEC 61010-1 for safety requirements for electrical equipment
	EN	Compliant to EN 61010-1 for safety requirements for electrical equipment
	IEC	Compliant to IEC 61326-1 for EMC requirements for electrical equipment
	EN	Compliant to EN 61326-1 for EMC requirements for electrical equipment
	EN	Compliant to EN 55011 for EMC requirements for industrial, scientific and medical equipment
	FCC	Compliant to code of federal regulations FCC 47 CFR 15 on unlicensed transmissions
	FDA	Compliant to code of federal regulations FDA 21 CFR 1040.10 and 1040.11 on laser products
	IEC	Compliant to IEC 60825-1 for safety of laser products
RoHS	EU	Compliant to EU regulations Directive 2011/65/EU (RoHS 2) and Directive 2015/863 (RoHS 3)
Test Method	TIA	Compliant to TIA-568.3-E for test and measurement requirements for optical fiber cabling and components*
	IEC	Compliant to IEC 11801 for test and measurement requirements for optical fiber cabling for use within premises*
	EN	Compliant to EN 50173 for test and measurement requirements for optical fiber cabling for use within premises*
	AS/NZS	Compliant to AS/NZS 3080 for test and measurement requirements for optical fiber cabling for use within premises*
	TIA	Compliant to TIA-526-7 for test procedures for installed optical fiber cable plant
	TIA	Compliant to TIA-526-14 for test procedures for installed optical fiber cable plant*
	IEC	Compliant to IEC 14763-3 for systems and methods for the inspection and testing of installed optical fiber cabling*
	AS/NZS	Compliant to AS/NZS 14763.3 for systems and methods for the inspection and testing of installed optical fiber cabling*
	IEC	Compliant to IEC 61280-4-1 for test procedures for installed optical fiber cable plant*
	IEC	Compliant to IEC 61280-4-2 for test procedures for installed optical fiber cable plant

* A complementary encircled flux mode conditioner may be needed to comply with encircled flux launch conditions for testing multimode optical fiber cabling and components.

Contact Sales@AFLglobal.com to schedule a demonstration or learn how to buy.

Visit www.AFLglobal.com/Test to learn more about OLS8 series light sources.

International Sales and Service Contact Information available at www.AFLglobal.com/Test/Contacts.